

Rise

HDCP compliant wall mount monitors



Brushed stainless steel



Aluminum



Glass

Highlights

- Specially designed for on-wall installation
- Easy to install
- Different finishes: Brushed stainless steel, Aluminum or Glass
- Integrated wall mount
- Security anti-theft locking system
- Internal connections: no visible cables or connectors
- 24/7 design
- Maintenance free
- Energy saving design, low consumption video controller

General

Arthur Holm Rise monitors offer a wide range of sizes and finishes of aluminum, stainless steel or glass. They can be personalized by adding different features and the logo of the customers. They have been designed with a professional approach and provide all the accessories for a quick, straight forward and secure installation. Integrating monitors on the wall is a convenient space optimising solution specially conceived to enhance the user experience. When installed in reception and public areas inside hotels, office and commercial buildings, museums and visitor or business centres, they become a part of a friendly eye-catching space providing positive feelings to visitors.

Wall mount monitors can be discreetly installed on the wall and deliver convenient information, as well as personalized welcome messages or corporate presentations.

Wall monitors are also ideal to offer relevant meetings information when placed outside a conference or purpose- built room, a place where they will undoubtedly catch the eye of the public. They can show details about the session taking place inside, being extremely helpful and engaging for attendees to know schedules, programmes or other general information of interest.

Display

| | |
|---------------------------------|--|
| Size | Full HD 15.6" TFT Active Matrix, widescreen |
| Resolution | 1920 (h) x 1080 (v) |
| Brightness | 450 cd/m ² |
| Contrast ratio | 800:1 |
| Pixel | 0.1792 (h) x 0.1792 (v) mm |
| Viewing angle | 85°/85° (u/d)/85°/85° (l/r) |
| Viewing area | 344.16 (h) x 193.59 (v) |
| LED backlight lifespan | 50,000 hrs |
| Response time | Rr + Tf = 25 ms |
| Temperature (operating/storage) | Operating 0°C ~ +40°C Storage -20°C ~ +60°C |

Materials

| | |
|-----------------|---|
| Monitor housing | Available with front in aluminum (A), stainless steel (I), or glass (G) |
|-----------------|---|

Connectivity

| | |
|--------------|--|
| Input signal | DVI-I (1 input) – HDCP Compliant DVI-D (1 input) – HDCP Compliant |
|--------------|--|

Electrical

| | |
|-----------------------|-----------------------------|
| External power supply | 100-240 Vac, 47/63Hz, 12Vdc |
| Power consumption | 50W |

Mechanical

| | |
|----------------------|---|
| Monitor Dimensions | 422 x 271.5 x 73.50 mm [16.61" x 10.69" x 2.89"] |
| Weight | 4.1 Kg / 9 Lbs (Stainless Steel & Aluminum) |
| | 4.6 Kg / 10.1 Lbs (Glass) |
| Shipping Dimensions: | |
| Weight | 5.1 Kg / 11.2 Lbs (Stainless Steel & Aluminum) |
| | 5.6 Kg / 12.3 Lbs (Glass) |
| Shipping Box | 450 x 390 x 190 mm [17.71" x 15.35" x 7.48"] |

Options

- Laser engraved logo
- Projected capacitive multi-touch screen
- Built-in fan less industrial PC board
- RS-232 serial port

Certifications

- CE
- FCC
- IEC60950

Consultants, architects and engineers specifications

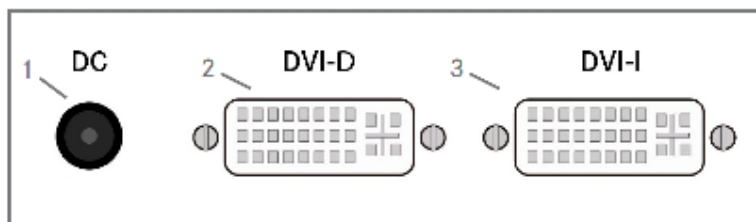
The monitor shall provide a front frame made of stainless steel, aluminium or glass. The monitor shall provide an integrated wall mount and a security anti-theft locking system. The monitor shall have all internal connections and space for connectors and cables.

The 15.6" Full HD monitor shall have a brightness of 450 cd/m², a contrast ratio of 800:1 and a backlight lifespan of 50,000 hours.

Warranty

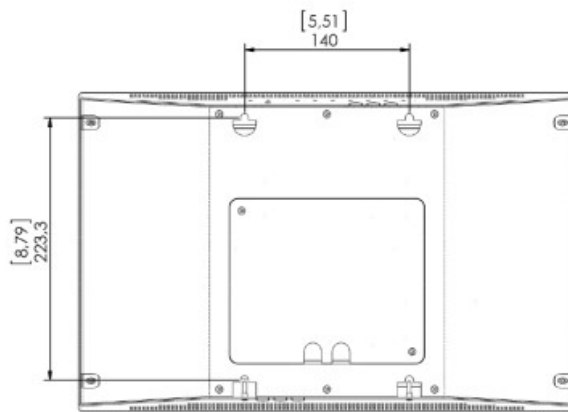
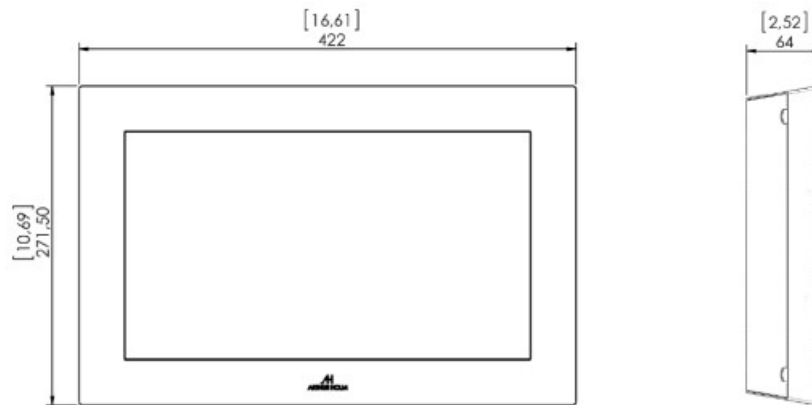
- 2 years general warranty

Connectivity Panel



CONNECTIVITY

- 1- Power input
- 2- DVI 2 video input
- 3- DVI 1 / DVI A video input



WALL SCREWS PATTERN (140 x 223,3)

